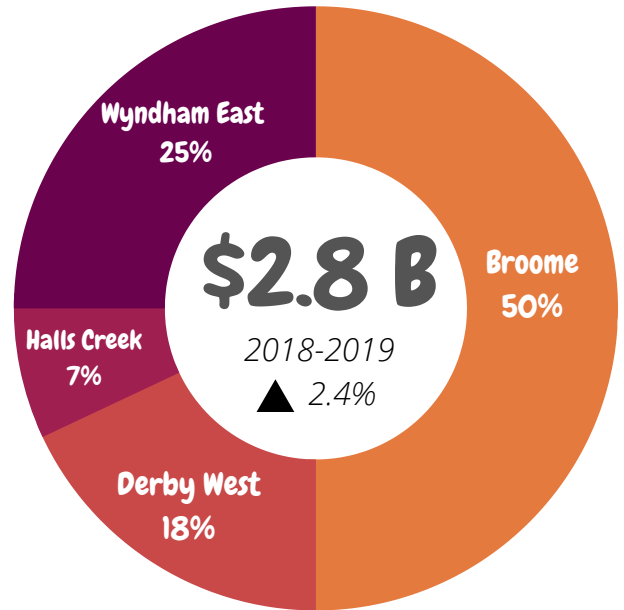


Kimberley Economy SNAPSHOT



GROSS REGIONAL PRODUCT

The GRP for the Kimberley is estimated at \$2.8 billion (current prices), which represents 1.1% of the estimated Gross State Product (\$259.6B) and 3.3% of Regional WA (\$85B).



TOP 5 EMPLOYMENT SECTORS

The region supports a total **15,084 jobs**, with our top 5 industries responsible for over 50% of all employment, and showing we are a **diversified economy** with a **strong service base**. Labour intensive industries such as tourism will be key to achieving the WA regional prosperity target of 30,000 jobs.



\$516.3 M ▲

ESTIMATED TOURISM OUTPUT *13% of Regional WA



15.3% ▼

UNEMPLOYMENT RATE



15.6% ▼

HIGHER PRICES COMPARED TO PERTH



\$1,025

Average Domestic Tourist Spend **per trip**

Only region in Australia to be featured in the New York Times list **"52 Places To Go in 2020"**, ranked in the top 5 ahead of Sicily, Salzburg, and the Bahamas in the Caribbean.

10 ASX

listed companies **actively** operating in the region
Total Market cap over **\$1.5 B**

Kimberley Economy SNAPSHOT



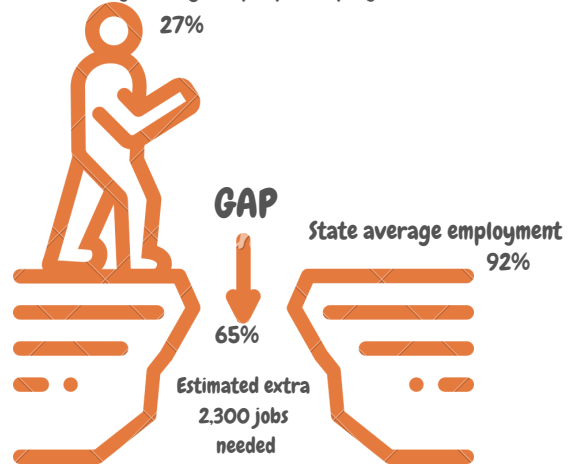
OUR ABORIGINAL PEOPLE



Kimberley Aboriginal people have enormous economic potential, with over **91% of the region covered by Native Title** claims or determinations and significant upside potential in jobs, economic contribution and social outcomes.

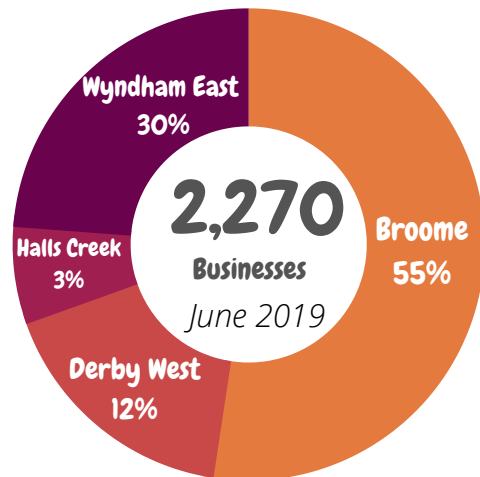
With **50%** of its total population of 36,014 people being Aboriginal, **closing the gap** between the WA State average employment and Kimberley Aboriginal employment requires **the creation of extra jobs and opportunities** in the region.

Kimberley Aboriginal people employment



BUSINESS COUNTS

The Kimberley experienced an **increase of nearly 1% in the number of businesses** in comparison with previous years. When adjusted for population, our number of businesses per 100 people is above that of larger regions, such as Pilbara and Peel. The sector with the higher number of businesses is Construction, followed by Real estate services and Agriculture, Forestry and Fishing.



6.3 NUMBER OF BUSINESSES PER 100 PEOPLE

58% **SOLE PROPRIETORSHIPS** of all businesses

Our residents live and work in the region, stimulating and empowering small to medium business enterprises (SMEs).

Business count Top 3 sectors



RESOURCES SECTOR

Mining is the industry generating the third highest output in the Kimberley region (\$506.6m), following Construction (\$630m) and Tourism (\$516.3m). The current sales generated by the Kimberley in the mining sector (\$432m) account for nearly 0.3% of the State gross mining value (\$145b), where **diamonds, gems and precious stones** account for over 50% of production.

INDUSTRY DIVERSIFICATION & INNOVATION

The Kimberley is currently the **only region in WA operating under the Emissions Reduction Fund (ERF) for savannah burning projects**, which presents a win-win opportunity for Kimberley Aboriginal people. It is estimated that over \$1m in Australia Carbon Credit Units (ACCUs) has been generated and an estimated **\$10M** has flowed back to the region as a result.