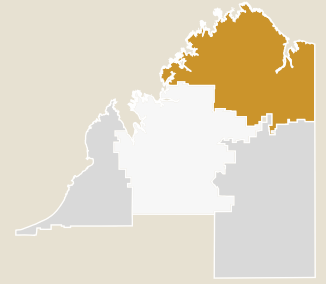


WYNDHAM – EAST KIMBERLEY HOUSING SNAPSHOT



RESIDENTIAL HOUSING STOCK

At 1 July 2023 there were 1712 residential rated properties in the Shire of Wyndham East Kimberley. As the basis of the Shire's rating system does not differentiate between towns, we are unable to identify how many of the properties are in Kununurra, and how many are in Wyndham.

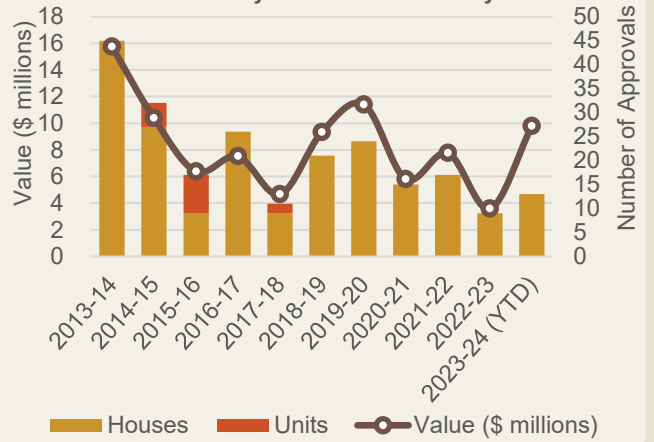
Number of Shire Rated Residential Properties



BUILDING APPROVALS

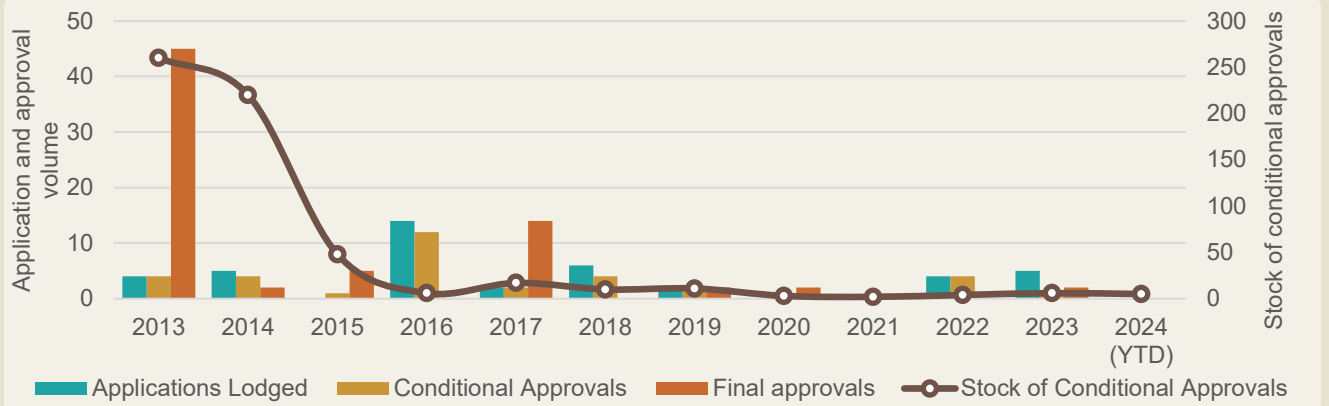
Building approvals are not delineated between towns. The number and value of building approvals presented is for the Shire of Wyndham East Kimberley. Over the last 10 years there has been a significant decrease in building approvals, from 45 in 2013-14 to 9 in 2022-23, an 80% decrease.

Residential Building Approvals
Shire of Wyndham East Kimberley

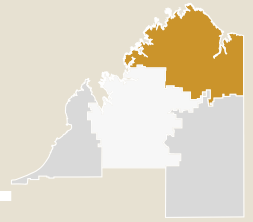


STATE LOT ACTIVITY

The data for State Lot Activity is done by Local Government Authority, not by town, so the below graph is for both Kununurra and Wyndham. In the last 10 years the stock of conditional approvals has dropped from 221 in March 2014 to 5 in March 2024 with only 27 Final Approvals over the same period.

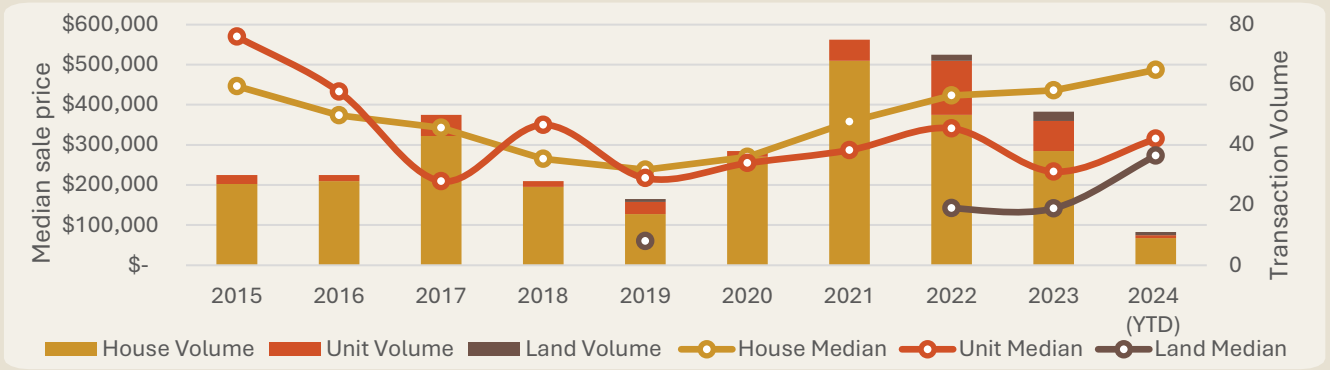


WYNDHAM - EAST KIMBERLEY HOUSING SNAPSHOT



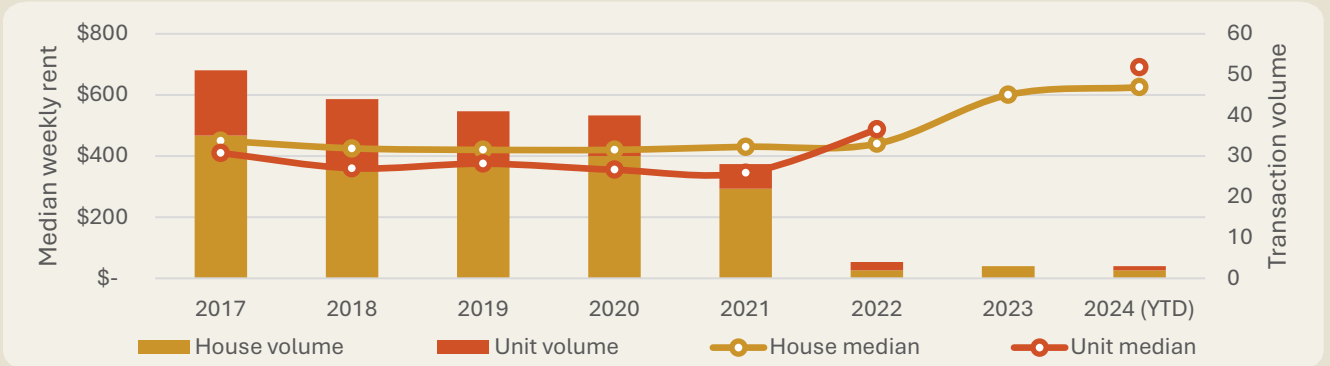
KUNUNURRA SALES MARKET

Kununurra property sales are sourced from Landgate quarterly. Transaction volumes are aggregated, and median prices are averaged across four quarters to present data for each calendar year. Care should be taken when interpreting median sales prices where low sales volumes exist.

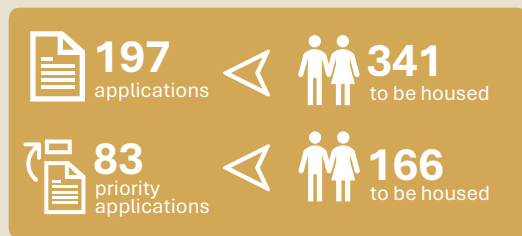


RENTAL MARKET

Kununurra rental data is sourced from REIWA on a 3-month rolling basis and subsequently aggregated into an annual figure. Data is not available prior to 2017. Rentals account for 60.1% of the total of residential private dwellings in Kununurra, compared to 27.3% in broader Western Australia.



PUBLIC HOUSING WAITLIST



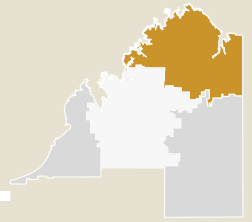
GROH & PUBLIC HOUSING

GROH maximum weekly rent is based on a 3-bedroom high amenity home. Public housing weekly maximum is based on 2 adults with 2 children under 12, on minimum payments. *Whole of Shire

Type	Stock	Price p/w	Date
Public	396*	\$171	at 31/12/23
GROH	316*	\$324	at 31/12/23

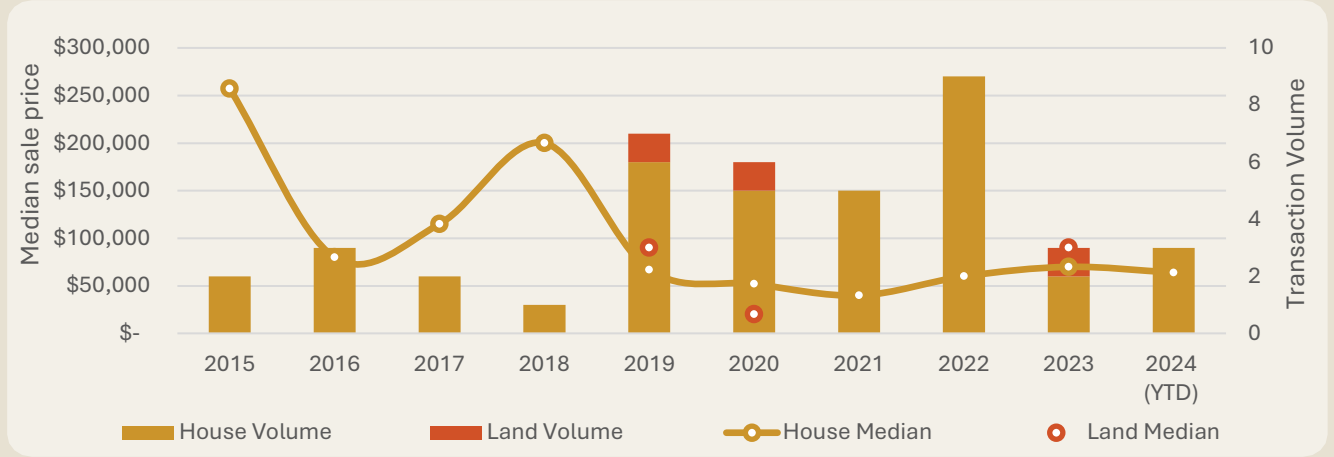


WYNDHAM - EAST KIMBERLEY HOUSING SNAPSHOT



WYNDHAM SALES MARKET

Wyndham property sales are sourced from Landgate quarterly. Transaction volumes are aggregated, and median prices are averaged across four quarters to present data for each calendar year. Care should be taken when interpreting median sales prices where low sales volumes exist. 2024 year to date data is to March 2024.



RENTAL MARKET

Despite 59.9% of dwellings being rented, the vast majority are Public housing, and the number of private rental transactions are too few to be captured by databases and subsequently used to track the median rent. In the past 9 years, there has been 2 recorded rental transactions in Wyndham. In 2024, the maximum rent for a Government Regional Officer with supplied housing is \$288 per week (based on 3-bedroom, high amenity home).

PUBLIC HOUSING WAITLIST



GROH & PUBLIC HOUSING

GROH maximum weekly rent is based on a 3-bedroom high amenity home. Public housing weekly maximum is based on 2 adults with 2 children under 12, on minimum payments. *Whole of Shire

Type	Stock	Price p/w	Date
Public	396*	\$171	at 31/12/23
GROH	316*	\$288	at 31/12/23

